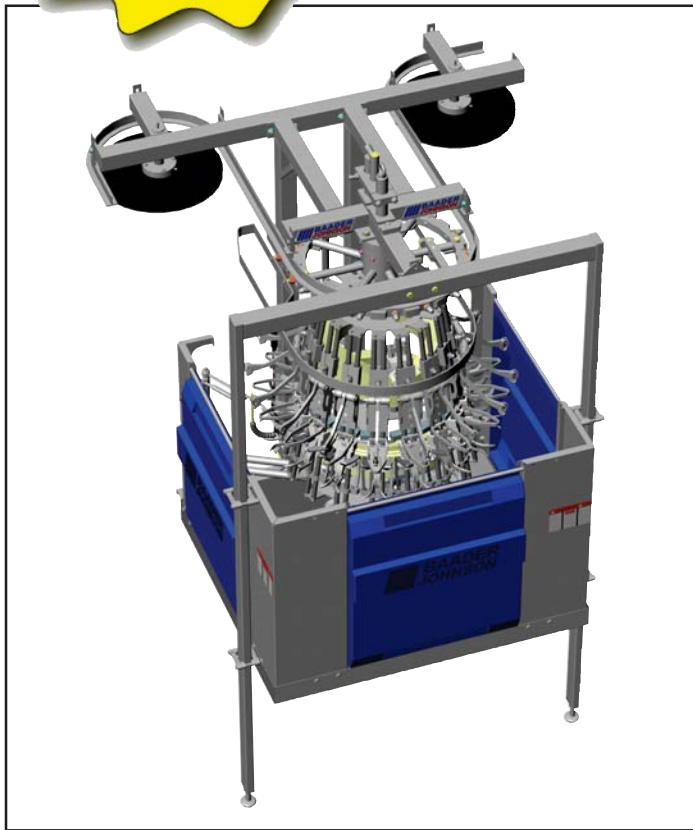
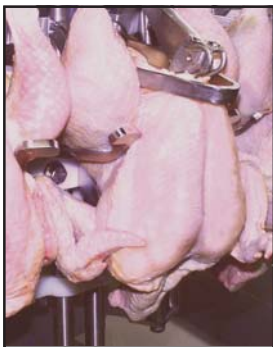


No More  
Cut Guts!



## BAADER 1250 Carcass Care® Opener

- Opens small, large and super large birds
- Simple and robust design for low cost and easy maintenance
- Extremely effective infeed
- Patented cutting method ensures positive opening for easy inspection virtually eliminates contamination
- Precision-machined nylon cams provide consistent machine performance
- User friendly cam adjustment to accommodate bird size changes
- Enclosed cabinet for safety, spray containment and easy cleaning
- USDA approved



Hip Hugger Feature



Lower cam adjusts  
for flock variance

Simple, Durable and Effective  
**CARCASS  
BAADER  
CARE®**



# BAADER 1250 Carcass Care® Opener

## • Technical Data

<b>Operating Range</b>		US	Metric
	Min	3 Lb	1.4 Kg
	Max	8 Lb	3.6 Kg

Note: The indicated limits of the working ranges may vary as a function of the proportion, quality and nutritional condition of the bird. In order to achieve an optimal result, the machine should be adjusted within its working range to the bird size principally processed.

<b>Capacity</b>	Min	42 bpm (2,500 bph)
	Max	160 bpm (9,600 bph)

Note: All others subject to approval by Baader-Johnson

### Machine Options

- 16 Heads, 6" on Center – up to 160 BPM
- 12 Heads, 8" on Center – up to 120 BPM

### Weights, Dimensions and Volume

<i>Machine Weight:</i>		1450 Lb	650 Kg
<i>Shipping Weight:</i>		1650 Lb	750 Kg
<i>Shipping Dims:</i>	L	120"	3100 mm
	W	80"	2100 mm
	H	73"	1900 mm
<i>Shipping Volume:</i>		406 ft <sup>3</sup>	11 m <sup>3</sup>

### Water

<i>Process Water Reqs:</i>	V	2 GPM	8 L/min
	P	40 PSI	3 bar
	T	60°F	16°C
<i>Process Water Connection:</i>		1/2" FNPT	1/2" FNPT

### Mechanical

<i>Torque Requirements:</i>		75 ft lb	105 Nm
<i>Shackle Length:</i>	Min	26"	661 mm
	Max	34"	864 mm
<i>Track Height Min</i>	Min	84"	2134 mm
	Max	115"	2921 mm
<i>Shackle Types:</i>		Plastic BJ rigid shackle Plastic & Stainless BJ 2-piece	

Note: All others subject to approval by Baader-Johnson

Note: All rigid shackles to be mounted with neutral clips or clips pointing away from the machine.

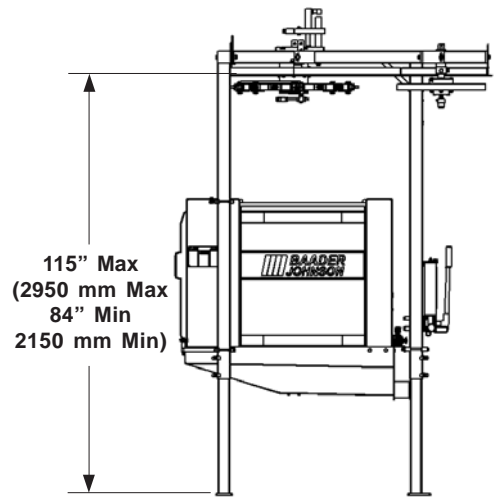
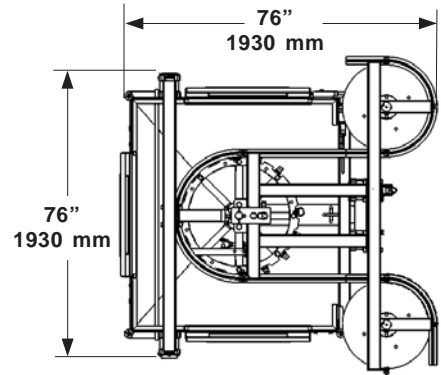
<i>Track Types:</i>	T-rail (50mm)
	I-Beam (3")
	Round Pipe Sch 80 42 x 5mm

Note: All others subject to approval by Baader-Johnson

<i>Chain Types:</i>	Log chain (1")
	Log chain (1-1/2")
	X 348

Note: All others subject to approval by Baader-Johnson

Note: Chain stretch not to exceed 4%



Illustrations and dimensions are approximate and not binding. Subject to design changes in the interest of technical progress. Actual scope of supply is specified in our quotations and order confirmations and may differ from descriptions and photos in this leaflet.

### Attention!

For the illustration of technical details the safety devices and protection mechanisms are partly not shown in operative condition. When operating the machine, all corresponding devices and instructions referring to the safety of the machine must be utilized and/or observed. (Protective panels and safety guards removed for photograph)



Johnson Food Equipment, Inc.  
Member of the BAADER Group  
2955 Fairfax Trafficway Kansas City, KS 66115  
Tel: 913-621-3366 Fax: 913-621-1729  
Email: [sales@baader-johnson.com](mailto:sales@baader-johnson.com)  
Web Site: [www.baader-johnson.com](http://www.baader-johnson.com)  
800-288-3434 U.S. & Canada